




CAPITEC POPULAR LIFE UNIT FUND
CUSTODIAN : Investment Corporation of Bangladesh (ICB)
Trading Summary of Holding Securities / Assets (Change in Portfolio)
1st Quarter : July 01 to September 30, 2023

Sector	Code / Name of the Securities / Assets (Category Wise)	TRADING CODE	Holding Balance of Securities as on June 30, 2023	Total Buy / Receipt during July 01 to September 30, 2023	Total Sale / Surrender / Transfer during July 01 to September 30, 2023	Holding Balance of Securities as on September 30, 2023	Value of each of the Securities / Assets as on September 30, 2023
1. INVESTMENT IN LISTED SECURITIES							
Bank	BRAC Bank Ltd.	BRACBANK	1,080,224	-	920,000	160,224	5,736,019
Cement	LafargeHolcim Bangladesh Limited	LHBL	-	1,000	-	1,000	69,400
Corporate Bond	Beximco Green Sukuk Al Istisna'a	BEXGSUKUK	800	-	-	800	68,000
	APSCCL Non-Convertible and Fully Redeemable Coupon Bearing Bond	APSCCLBOND	200	-	-	200	1,100,000
	Dhaka Bank Perpetual Bond	DBLPBOND	2,784	-	-	2,784	14,616,000
G-SEC (T.Bond)	02 Y BGTB 03/05/2025	TB2Y0525	42,000	-	-	42,000	4,158,840
Engineering	BSRM Steels Limited	BSRMSTEEL	1,000	-	-	1,000	63,900
	National Polymer Industries PLC.	NPOLYMER	-	1,000	-	1,000	48,100
	Anwar Galvanizing Ltd.	ANWARGALV	-	12,355	-	12,355	2,635,322
	Nialco Alloys Limited	NIALCO	757,529	-	757,409	120	6,360
Financial Institutions	IDLC Finance Ltd	IDLC	177,317	-	-	177,317	8,245,241
Food & Allied	ACHIA SEA FOODS LIMITED	ACHIASF	227,260	-	-	227,260	5,272,432
	British American Tobacco Bangladesh Company Limited	BATBC	17,000	10,323	16,873	10,450	5,420,415
	Unilever Consumer Care Limited	UNILEVERCL	-	120	-	120	241,740
Fuel & Power	United Power Generation & Distribution Company Ltd.	UPGDCL	43,500	-	-	43,500	10,165,950
	Doreen Power Generations and systems Ltd	DOREENPWR	81,711	-	-	81,711	4,984,371
	Linde Bangladesh Limited	LINDEBD	-	388	-	388	542,308
	CVO Petrochemical Refinery Limited	CVOPRL	-	26,700	-	26,700	4,587,060
Insurance	Pioneer Insurance Company Ltd.	PIONEERINS	69,300	-	-	69,300	5,197,500
	Rupali Insurance Company Ltd.	RUPALIINS	-	130,000	-	130,000	4,121,000
Miscellaneous	Berger Paints Bangladesh Ltd.	BERGERPBL	2,700	-	2,600	100	176,560
	Miracle Industries Ltd.	MIRACLEIND	-	72,060	-	72,060	3,350,790
Mutual Funds	Vanguard AML BD Finance Mutual Fund One	VAMLBDMF1	2,613,000	-	-	2,613,000	24,759,959
IT Sector	Genex Infosys Limited	GENEXIL	-	1,000	-	1,000	75,100
Pharmaceuticals & Chemicals	Marico Bangladesh Limited	MARICO	50	250	-	300	741,570
	Square Pharmaceuticals Ltd.	SQURPHARMA	1,500	26,000	-	27,500	5,769,500
	Asiatic Laboratories Limited	ASIATICLAB	95,000	-	-	95,000	4,750,000
	Reckitt Benckiser (Bangladesh) PLC	RECKITTBN	-	5	-	5	23,817
Textile	Mozaffar Hossain Spinning Mills Ltd.	MHSML	80,000	-	-	80,000	2,120,000
Tannery Industries	Bata Shoe Company (Bangladesh) Limited	BATASHOE	-	100	-	100	97,200
Telecommunication	Bangladesh Submarine Cable Company Limited	BSCCL	65,100	-	-	65,100	14,250,390
	GrameenPhone Ltd	GP	1,286	-	-	1,286	368,568
							133,763,410
2. Pre-IPO							
3. NON-LISTED OPEN-END MUTUAL FUND							
Mutual Funds	PENINSULA BALANCED FUND		2,500,000	-	-	2,500,000	27,950,000
	HFAML Unit Fund		944,290	-	-	944,290	9,159,613
						Total=	37,109,613
4. FDRs/Deposit Instruments							
	MONEY MARKET INSTRUMENT		94,000,000	-	35,000,000	59,000,000	59,000,000


Prepared By


Checked By


Managing Director

