

Asset Manager: Capitec Asset Management Limited
Capitec Popular Life Unit Fund
 Portfolio Statement as at December 31, 2021

Annexure - A

I. Investment in Capital Market Securities (Listed)

[Figure in million Bangladeshi Taka]

SL	Investment In Stocks/Securities(Sectorwise)	No. of Shares/Unit	Cost Value	Market Value	Appreciation (or Diminution) in the Market Value/ Fair	% Change(In term of Cost)	% of Total Investment
A. Share of Listed Companies							
1	CONFIDCEM	107,000	14.93	13.04	-1.89	-12.64%	5.43%
2	LHBL	40,000	3.84	2.84	-1.00	-26.01%	1.40%
3	BSRMSTEEL	1,000	0.07	0.07	0.00	-0.91%	0.03%
4	BSRMLTD	10,015	1.03	1.03	0.01	0.65%	0.37%
5	BBSABLES	198,450	14.23	11.09	-3.14	-22.06%	5.18%
6	MIRAKHTER	40,000	3.74	2.48	-1.26	-33.60%	1.36%
7	SINGERBD	25,000	4.55	4.25	-0.30	-6.65%	1.66%
8	IDLC	67,000	4.86	4.04	-0.82	-16.93%	1.77%
9	KFL	86,526	0.87	0.87	0.00	0.00%	0.31%
10	DOREENPWR	251,855	17.15	17.08	-0.08	-0.44%	6.24%
11	AOL	12,900	0.60	0.54	-0.06	-9.44%	0.22%
12	UPGDCL	43,500	12.21	10.62	-1.59	-12.99%	4.44%
13	PIONEERINS	60,000	8.85	7.01	-1.83	-20.73%	3.22%
14	BERGERPBL	2,700	4.88	4.77	-0.11	-2.33%	1.78%
15	ORIONPHARM	87,000	9.67	7.93	-1.74	-18.02%	3.52%
16	MARICO	65	0.14	0.15	0.01	9.40%	0.05%
17	SQRPHARMA	500	0.10	0.11	0.00	4.50%	0.04%
18	EHL	232,000	14.87	10.86	-4.01	-26.98%	5.41%
19	BATASHOE	9,119	8.51	8.82	0.31	3.64%	3.10%
20	GP	41,747	15.51	14.59	-0.92	-5.91%	5.64%
	Sub -Total		140.60	122.19	-18.41	-13.10%	51.16%
B. Listed Mutual Fund							
21	VAMLBDMF1	2,613,000	24.76	24.76	0.00	0.00%	9.01%
	Sub-Total		24.76	24.76	0.00	0.00%	9.01%
C. Listed Bond							
22	IBBLPBOND	127	0.13	0.14	0.01	6.84%	0.05%
	Sub-Total		0.13	0.14	0.01	6.84%	0.05%
Grand Total of Capital Market Securities (Listed)			165.49	147.09	-18.40	-11.12%	60.21%


II. Investment in Capital Market Securities (Non-Listed)


SL	Investment In Stocks/Securities(Sectorwise)	No. of Shares/Unit	Cost Value	Market Value	Appreciation (or Diminution) in the Market Value/ Fair	% Change(In term of Cost)	% of Total Investment
A. Open- End Mutual Fund							
1	Peninsula Balanced Fund	2,500,000	25.00	34.08	9.08	36.30%	9.10%
2	Ekush First Unit Fund	250,000	2.50	3.65	1.15	46.10%	0.91%
3	Rupali Life Insurance First Mutual Fund	909,500	10.00	9.10	-0.91	-9.09%	3.64%
	Sub-Total		37.50	46.82	9.32	24.85%	13.65%
B. Pre-IPO Placement Shares							
1	BEXGSUKUK	80,000	8.00	8.00	-	-	2.91%
2	UNIONINS	9,350	0.09	0.09	-	-	0.03%
	Sub-Total		8.00	8.00	-	-	2.91%
Grand Total of Capital Market Securities (Non-Listed)			45.50	54.82	9.32	20.48%	16.56%


III. Cash & Cash Equivalent and Investment in Securities not related to Capital Market

A. Term Deposit :					
SL & Date	Bank/Non-Bank Name	Rate of Interest/Profit	Investment Value	Maturity Value	Market Value/ Fair Value
1 & 01/09/2021	Islamic Finance and Investment	7.50%	22.00	22.83	
2 & 01/09/2021	Union Bank Ltd	7.00%	23.00	23.81	
3 & 29/11/2021	AB Bank Ltd	5.00%	2.00	2.05	
	Sub-Total		47.00	48.68	
B. Cash at Bank :					
A/C NO	Bank Name	Rate of Interest/Profit	Available Balance	N/A	
004513100000027	Southeast Bank Ltd, SND	3.50%	3.90		
004513100000035	Southeast Bank Ltd, SND	3.50%	0.43		
004513100000036	Southeast Bank Ltd, SND	3.50%	12.51		
0011200000002	Southeast Bank Ltd, Current A/C	-	0.02		
	Sub-Total		16.85		
Total Cash & Cash Equivalent and Investment in Securities (Not related to Capital Market)			63.85		

Total Investment=(I+II+III) **274.84**


Prepared By


Checked By


Managing Director

