




CAPITEC-IBBL SHARIAH UNIT FUND
CUSTODIAN : Investment Corporation of Bangladesh (ICB)
Trading Summary of Holding Securities / Assets(Change in Portfolio)
1st Quarter : January 01 to March 31 2023

Sector	Code / Name of the Securities /Assets (Category Wise)	TRADING CODE	Holding Balance of Securities as on December 31, 2022	Total Buy / Receipt during January 01 to March 31 2023	Total Sale / Surrender / Transfer during January 01 to March 31 2023	Holding Balance of Securities as on March 31, 2023	Value of each of the Securities / Assets as on March 31, 2023
1. INVESTMENT IN LISTED SECURITIES							
Cement	Confidence Cement Ltd.	CONFIDCEM	112,350	-	-	112,350	9,999,150
Corporate Bond	Islami Bank Bangladesh Limited Mudaraba Perpetual Bond	IBBLPBOND	5,742	-	503	5,239	5,516,667
	Beximco Green Sukuk Al Istisna's	BEXGSUKUK	164,911	-	67,010	97,901	8,321,585
Engineering	BBS Cables Ltd.	BBSCABLES	213,885	-	-	213,885	10,672,862
	Singer Bangladesh Limited	SINGERBD	201,802	-	-	201,802	30,653,724
	Nialco Alloys Limited	NIALCO	565,674	-	-	565,674	24,889,656
Food & Allied	Achia Sea Foods Ltd.	ACHIASF	422,073	-	-	422,073	10,171,959
Insurance	Islami Commercial Insurance Company Limited	ICICL	7,623	-	7,623	-	-
Fuel & Power	Doreen Power Generations and systems Ltd.	DOREENPWR	187,312	-	-	187,312	11,426,032
IT Sector	Genex Infosys Limited	GENEXIL	7,723	-	-	7,723	749,903
Miscellaneous	Oryza Agro Industries Ltd.	ORYZAAGRO	1,419,678	-	-	1,419,678	18,881,717
	Berger Paints Bangladesh Ltd.	BERGERPBL	100	-	-	100	173,340
Pharmaceuticals & Chemicals	Marico Bangladesh Limited	MARICO	502	-	-	502	1,215,593
	Asiatic Laboratories Limited	ASIATICLAB	95,000	-	-	95,000	4,750,000
	Renata Ltd.	RENATA	24,101	-	17,217	6,884	8,384,024
Textile	Paramount Textile Limited	PTL	43,000	-	-	43,000	3,311,000
	Mozaffar Hossain Spinning Mills Ltd.	MHSMML	130,000	-	-	130,000	3,445,000
Telecommunication	Bangladesh Submarine Cable Company Limited	BSCCL	121,550	-	-	121,550	26,607,295
	GrameenPhone Ltd.	GP	105,665	-	105,000	665	190,589
							179,360,096
2. Pre-IPO							
3. NON-LISTED OPEN-END MUTUAL FUND							
Mutual Funds	HFAML SHARIAH UNIT FUND		-	500,000	-	500,000	4,730,000
						Total=	4,730,000
4. MTDR/FDRs/Deposit Instruments							
	MONEY MARKET INSTRUMENT		32,000,000	33,000,000	-	65,000,000	65,000,000


Prepared By


Checked By


Managing Director

