

**Capitec Grameen Bank Growth Fund**

Portfolio Statement as at December 31, 2023

**Annexure - A**

[Figure in million Bangladeshi Taka]

**I. Investment in Capital Market Securities (Listed)**

SL	Investment in Stocks/Securities(Sectorwise)	No. of Shares/Unit	Cost Value	Market Value	Appreciation (or Diminution) in the Market Value/ Fair Value of Investments	% Change(In term of Cost)	% of Total Investment
	<b>A. Share of Listed Companies</b>						
1	LHBL	140,000	9.86	9.70	-0.16	-1.62%	0.64%
2	SQURPHARMA	23,500	4.96	4.94	-0.02	-0.37%	0.32%
3	DOREENPWR	188,516	11.52	11.50	-0.02	-0.18%	0.75%
4	CVOPRL	156,718	29.95	26.12	-3.83	-12.78%	1.95%
5	BATBC	33,050	15.89	17.14	1.26	7.91%	1.04%
6	RELIANCINS	140,000	9.88	9.59	-0.29	-2.93%	0.64%
7	MERCINS	583,147	20.08	19.19	-0.89	-4.44%	1.31%
8	MEGHNAINS	261,363	9.83	9.77	-0.05	-0.54%	0.64%
9	BSCCL	238,335	49.64	52.17	2.53	5.10%	3.24%
10	SEAPEARL	75,000	14.34	7.48	-6.87	-47.87%	0.93%
	<b>Sub -Total</b>		<b>175.95</b>	<b>167.61</b>	<b>-8.34</b>	<b>-4.74%</b>	<b>11.47%</b>
	<b>B. Listed Bond</b>						
11							
	<b>Sub-Total</b>		<b>0.00</b>	<b>0.00</b>	<b>0.00</b>		<b>0.00%</b>
	<b>C. IPO Allocations Shares</b>						
12	BANKASIIPB	9,000	45.00	45.00			2.93%
	<b>Sub-Total</b>		<b>45.00</b>	<b>45.00</b>	<b>0.00</b>	<b>0.00%</b>	<b>2.93%</b>
<b>Grand Total of Capital Market Securities (Listed)</b>			<b>220.95</b>	<b>212.61</b>	<b>-8.34</b>	<b>-3.77%</b>	<b>14.40%</b>

**II. Investment in Capital Market Securities (Non-Listed)**

SL	Investment in Stocks/Securities(Sectorwise)	No. of Shares/Unit	Cost Value	Market Value	Appreciation (or Diminution) in the Market Value/ Fair Value of Investments	% Change(In term of Cost)	% of Total Investment
<b>A. Open- End Mutual Fund</b>							
1					0.00		0.00%
	<b>Sub-Total</b>		<b>0.00</b>	<b>0.00</b>	<b>0.00</b>		<b>0.00%</b>
<b>B. Pre-IPO Placement Shares</b>							
			0.00	0.00			0.00%
	<b>Sub-Total</b>		<b>0.00</b>	<b>0.00</b>	<b>0.00</b>		<b>0.00%</b>
<b>Grand Total of Capital Market Securities (Non-Listed)</b>			<b>0.00</b>	<b>0.00</b>	<b>0.00</b>		<b>0.00%</b>

**III. Cash & Cash Equivalent and Investment in Securities not related to Capital Market****A. Term Deposit :**

SL & Date	Bank/Non-Bank Name	Rate of Profit	Investment Value	Maturity Value	Market Value/ Fair Value
1& 3/12/2023	Community Bank Bangladesh PLC.	8.50%	100.00	104.25	
2& 3/12/2023	Jamuna Bank PLC.	9.00%	50.00	52.25	
3& 30/11/2023	City Bank PLC.	8.01%	100.00	104.01	
4 & 18/12/2023	Southeast Bank PLC.	9.00%	100.00	104.93	
5& 28/12/2023	United Commercial Bank PLC.	9.00%	50.00	52.25	
	<b>Sub-Total</b>		<b>400.00</b>	<b>417.69</b>	

**B. Cash at Bank :**


A/C NO	Bank Name	Rate of Profit	Available Balance	N/A	
1781300000001	City Bank PLC.-ICTA (Islamic Wing)	5.25 to 5.75%	913.13		
	<b>Sub-Total</b>		<b>913.13</b>		


Total Cash &amp; Cash Equivalent and Investment in Securities (Not related to Capital Market):


1,313.13

**Total Investment=(I+II+III)**

1,534.08

  
 Prepared By

  
 Checked By

  
 Managing Director