

I. Investment in Capital Market Securities (Listed)

[Figure in million Bangladeshi Taka]

SL	Investment In Stocks/Securities(Sectorwise)	No. of Shares/Unit	Cost Value	Market Value	Appreciation (or Diminution) In the Market Value/	% Change(In term of Cost)	% of Total Investment
A. Share of Listed Companies							
1	CONFIDCEM	135,500	19.45	16.52	-2.93	-15.08%	4.07%
2	LHBL	50,183	4.83	3.57	-1.27	-26.18%	1.01%
3	BSRMLTD	73,000	8.05	7.54	-0.51	-6.28%	1.69%
4	MIRAKHTER	50,000	4.57	3.10	-1.47	-32.11%	0.96%
5	BBSCABLES	338,103	25.04	18.90	-6.14	-24.52%	5.25%
6	SINGERBD	160,000	30.90	27.18	-3.71	-12.02%	6.47%
7	KFL	86,526	0.87	0.87	0.00	0.00%	0.18%
8	DOREENPWR	542,000	37.52	36.75	-0.78	-2.07%	7.86%
9	AOL	535	0.02	0.02	0.00	-9.97%	0.01%
10	UPGDCL	16,000	4.90	3.91	-0.99	-20.26%	1.03%
11	KPCL	454,213	26.30	13.58	-12.71	-48.35%	5.51%
12	BDCOM	116,865	3.26	2.63	-0.63	-19.33%	0.68%
13	BERGERPBL	2,583	4.75	4.56	-0.19	-4.00%	1.00%
14	ORIONPHARM	86,200	9.47	7.85	-1.61	-17.04%	1.98%
15	MARICO	23	0.05	0.05	0.00	0.82%	0.01%
16	SQURPHARMA	123,585	28.50	26.48	-2.01	-7.06%	5.97%
17	EHL	304,800	19.72	14.26	-5.46	-27.67%	4.13%
18	BATASHOE	36,538	34.66	35.33	0.67	1.93%	7.26%
19	BSCCL	116,551	23.54	24.49	0.95	4.04%	4.93%
20	GP	53,030	19.92	18.53	-1.39	-6.96%	4.17%
21	RINGSHINE	3,103	0.03	0.03	0.00	11.50%	0.01%
			306.34	266.16	-40.18	-13.12%	64.17%
B. Listed Bond							
22	IBBLPBOND	10,557	11.20	11.73	0.53	4.71%	2.35%
	Sub-Total		11.20	11.73	0.53	4.71%	2.35%
Grand Total of Capital Market Securities (Listed)			317.54	277.89	-39.65	-12.49%	66.52%

II. Investment in Capital Market Securities (Non-Listed)


SL	Investment In Stocks/Securities(Sectorwise)	No. of Shares/Unit	Cost Value	Market Value	Appreciation (or Diminution) in the Market Value/ Fair Value of Investments	% Change(In term of Cost)	% of Total Investment
A. Pre-IPO Placement Shares							
1	BEXGSUKUK	200,000	20.00	20.00	0	0	4.19%
2	Amulet Pharmaceuticals Limited	1,040,000	11.00	11.44	0.44	4.00%	2.30%
	Sub-Total		31.00	31.44	0.44	1.42%	6.49%
Grand Total of Capital Market Securities (Non-Listed)			31.00	31.44	0.44	1.42%	6.49%


III. Cash & Cash Equivalent and Investment in Securities not related to Capital Market


A. Term Deposit :					
SL & Date	Bank/Non-Bank Name	Rate of Interest/Profit	Investment Value	Maturity Value	Market Value/ Fair Value
1 & 09/10/2021	Islamic Finance and Investment Ltd	7.25%	10.00	10.41	
2 & 21/10/2021	Social Islami Bank Ltd	6.25%	25.00	25.81	
4 & 01/07/2021	Union Bank Ltd	7.25%	25.00	25.91	
5 & 01/07/2021	AB Bank Ltd(Islamic Wing)	6.00%	1.00	1.03	
	Sub-Total		61.00	63.16	
B. Cash at Bank :					
A/C NO	Bank Name	Rate of Interest/Profit	Available Balance	N/A	
002713100001191	Southeast Bank Ltd, MSND(Islamic	5.00%	4.88		
002713100001192	Southeast Bank Ltd, MSND(Islamic	5.00%	26.32		
002713100001193	Southeast Bank Ltd, MSND(Islamic	5.00%	36.59		
002713100007516	Southeast Bank Ltd, Current A/C(Is	-	0.04		
	Sub-Total		67.83		
Total Cash & Cash Equivalent and Investment in Securities (Not related to Capital			128.83		

Total Investment=(I+II+III)

477.37


Prepared By


Checked By


Managing Director

