

I. Investment in Capital Market Securities (Listed)

[Figure in Bangladeshi Taka]

SL	Investment in Stocks/Securities(Sectorwise)	No. of Shares/Unit	Cost Value	Market Value	Appreciation (or Diminution) in the Market Value/	% Change(In term of Cost)	% of Total Investment
A. Share of Listed Companies							
1	CONFIDCEM	135,500	19.45	21.71	2.26	11.59%	5.92%
2	MIRAKHTER	50,000	4.57	4.48	-0.09	-1.89%	1.39%
3	BBSCABLES	322,003	25.04	26.02	0.98	3.90%	7.62%
4	SINGERBD	160,000	30.90	31.07	0.17	0.56%	9.41%
5	IFADAUTOS	125,000	6.95	7.11	0.16	2.31%	2.12%
6	NIALCO	33,921	0.34	0.64	0.31	90.00%	0.10%
7	MJLBD	200,000	19.77	20.42	0.65	3.30%	6.02%
8	KPCL	454,213	26.30	21.39	-4.90	-18.64%	8.00%
9	LINDEBD	700	0.94	1.11	0.17	18.13%	0.29%
10	ORYZAAGRO	27,243	0.27	0.33	0.05	20.00%	0.08%
11	MASTERAGRO	26,648	0.27	0.32	0.05	20.00%	0.08%
12	BDCOM	111,300	3.26	3.11	-0.15	-4.73%	0.99%
13	BERGERPBL	2,583	4.75	4.67	-0.08	-1.69%	1.45%
14	MARICO	1,803	4.02	4.21	0.19	4.79%	1.22%
15	SQURPHARMA	123,585	28.50	29.93	1.44	5.04%	8.67%
16	ACTIVEFINE	270,000	7.47	8.18	0.71	9.52%	2.27%
17	EHL	150,000	9.90	9.36	-0.54	-5.46%	3.01%
18	BATASHOE	593	0.54	0.53	0.00	-0.41%	0.16%
19	BSCCL	49,242	8.76	10.76	2.00	22.79%	2.67%
20	GP	53,030	19.92	20.16	0.24	1.21%	6.06%
21	RINGSHINE	3,103	0.03	0.04	0.01	54.48%	0.01%
22	PTL	210,000	14.37	15.44	1.07	7.43%	4.37%
			236.29	240.99	4.70	1.99%	71.93%
B. Listed Bond							
23	IBBLPBOND	12,918	13.29	13.09	-0.20	-1.47%	4.04%
	Sub-Total		13.29	13.09	-0.20	-1.47%	4.04%
Grand Total of Capital Market Securities (Listed)			249.58	254.08	4.50	1.80%	75.97%

II. Investment in Capital Market Securities (Non-Listed)


SL	Investment in Stocks/Securities(Sectorwise)	No. of Shares/Unit	Cost Value	Market Value	Appreciation (or Diminution) In the Market Value/ Fair Value of Investments	% Change(In term of Cost)	% of Total Investment
A. Pre-IPO Placement Shares							
1	Amulet Pharmaceuticals Limited	1,040,000	11.00	11.44	0.44	4.00%	3.35%
	Sub-Total		11.00	11.44	0.44	4.00%	3.35%
Grand Total of Capital Market Securities (Non-Listed)			11.00	11.44	0.44	4.00%	3.35%


III. Cash & Cash Equivalent and Investment in Securities not related to Capital Market


A. Term Deposit :						
SL & Date	Bank/Non-Bank Name	Rate of Interest/Profit	Investment Value	Maturity Value	Market Value/ Fair Value	
1 & 09/04/2021	Islamic Finance and Investment Ltd	8.25%	10.00	10.41		
2 & 20/04/2021	Social Islami Bank Ltd	6.50%	25.00	25.81		
4 & 14/05/2020	Union Bank Ltd	7.25%	25.00	25.91		
5 & 29/05/2020	AB Bank Ltd	6.00%	1.00	1.03		
	Sub-Total		61.00	63.16		
B. Cash at Bank :						
A/C NO	Bank Name	Rate of Interest/Profit	Available Balance	N/A		
002713100001191	Southeast Bank Ltd, SND	5.00%	3.73			
002713100001192	Southeast Bank Ltd, SND	5.00%	0.68			
002713100001193	Southeast Bank Ltd, SND	5.00%	2.48			
002713100007516	Southeast Bank Ltd, Current A/C	-	0.06			
	Sub-Total		6.94			
Total Cash & Cash Equivalent and Investment in Securities (Not related to Capital)			67.94			

Total Investment=(I+II+III)

328.53


Prepared By


Checked By


Managing Director

