

Financial Statements (Un-Audited)

Capitec Popular Life Unit Fund

Padma Life Tower, 10th Floor(Lift-09),115, Kazi Nazrul Islam Avenue,
Bangla Motor, Dhaka-1000.


For the Period from July 01, 2024 to December 31, 2024

Capitec Popular Life Unit Fund
Statement of Financial Position (Un-Audited)
As at December 31, 2024

Particulars	Notes	Amount in Taka	
		December 31, 2024	June 30, 2024
Assets			
Marketable investment -at market price	1.00	152,342,969	138,934,877
IPO investment	2.00	-	-
Investment in Govt. Treasury Bill	3.00	19,969,472	-
Preliminary and issue expenses	4.00	1,769,599	2,205,484
Advance deposits and pre-payments	5.00	150,678	270,659
Accounts receivable	6.00	2,157,491	3,229,074
Investment in Money Market Instruments	7.00	22,000,000	47,000,000
Cash and cash equivalents	8.00	13,615,930	25,140,093
Total Assets		212,006,139	216,780,187
Owners' Equity			
Unit capital Fund	9.00	240,976,890	245,857,630
Unit premium reserve	10.00	5,996,113	5,149,244
Retained earnings	11.00	(37,459,668)	(36,835,191)
Total Owners' Equity		209,513,335	214,171,683
Liabilities			
Unclaimed Payable	12.00	-	-
Other Liabilities	13.00	2,492,804	2,608,504
Total Liabilities		2,492,804	2,608,504
Total Owners' Equity & Liabilities		212,006,139	216,780,187
Net Asset Value (NAV) Per Unit			
At cost price	14.00	10.49	10.79
At market price	15.00	8.69	8.71

These Financial Statements should be read in conjunction with notes.


Chairman
Trustee, ICB


Managing Director
Capitec Asset Management Ltd. (AMC)


Member
Trustee, ICB


Chief Operating Officer & CCO
Capitec Asset Management Ltd.(AMC)

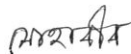

Assistant Manager-Accounts
Capitec Asset Management Ltd.(AMC)

Place: Dhaka
Date: 23 January, 2025

Capitec Popular Life Unit Fund
Statement of Profit or Loss and Other Comprehensive Income (Un-Audited)
For the Period from July 01, 2024 to December 31, 2024

Particulars	Notes	Amount in Taka		Amount in Taka	
		July 01, 2024 to December 31, 2024	July 01, 2023 to December 31, 2023	October 01, 2024 to December 31, 2024	October 01, 2023 to December 31, 2023
Income					
Realized gain/(loss) on sale of marketable securities	16.00	(11,583,943)	4,750,075	(6,081,121)	194,912
Dividend income	17.00	2,352,556	4,290,199	1,511,803	1,426,471
Profit on deposits	18.00	4,159,212	3,492,817	2,125,822	1,637,243
Total Income		(5,072,175)	12,533,091	(2,443,496)	3,258,625
Expenses					
Management fees	19.00	2,318,029	2,765,692	1,133,586	1,315,142
Trustee fees	20.00	164,374	201,344	80,279	93,718
Custodian fees	21.00	149,034	174,882	70,623	86,330
CDBL charges		12,775	88,826	10,970	20,030
Amortization of preliminary and issue expenses	22.00	435,885	435,885	217,943	217,943
BSEC Annual fees	23.00	105,471	189,386	52,735	94,693
Advertisement and publication expenses		81,000	84,000	18,000	19,500
Bank charges and excise duty		84,825	162,855	82,640	131,965
Other operating expenses	24.00	-	3,000	-	3,000
Total Expenses		3,351,393	4,105,870	1,666,776	1,982,320
Profit/(Loss) before provision		(8,423,568)	8,427,221	(4,110,272)	1,276,305
Write Back of Provision/ (Provision) against marketable Investment	25.00	7,799,091	(14,045,636)	(2,097,501)	(2,537,899)
Net Profit/(Loss) for the period		(624,477)	(5,618,414)	(6,207,773)	(1,261,594)
Add: Other comprehensive income:		-	-	-	-
Total Comprehensive income /(loss)		(624,477)	(5,618,414)	(6,207,773)	(1,261,594)
Earnings Per Unit	26.00	(0.03)	(0.23)	(0.26)	(0.05)

These Financial Statements should be read in conjunction with notes.



Chairman
Trustee, ICB



Managing Director
Capitec Asset Management Ltd. (AMC)



Member
Trustee, ICB



Chief Operating Officer & CCO
Capitec Asset Management Ltd.(AMC)



Assistant Manager-Accounts
Capitec Asset Management Ltd.(AMC)


Place: Dhaka
Date: 23 January, 2025

Capitec Popular Life Unit Fund
Statement of Changes in Equity (Un-Audited)
For the Period from July 01, 2024 to December 31, 2024


Particulars	Unit Capital	Unit Premium Reserve	Unrealized Gain/(Loss)	Retained Earnings	Total Equity
Balance as on July 01, 2024	245,857,630	5,149,244	-	(36,835,191)	214,171,683
New Unit subscribed during the Period	125,930	-	-	-	125,930
Unit Surrendered during the Period	(5,006,670)	-	-	-	(5,006,670)
Unit premium during the Period	-	860,794	-	-	860,794
Unit discount during the Period	-	(13,925)	-	-	(13,925)
Dividend Paid	-	-	-	-	-
Net profit/(Loss) during the Period	-	-	-	(624,477)	(624,477)
Balance as on December 31, 2024	240,976,890	5,996,113	-	(37,459,668)	209,513,335

Capitec Popular Life Unit Fund
Statement of Changes in Equity (Un-Audited)
For the Period from July 01, 2023 to December 31, 2023

Particulars	Unit Capital	Unit Premium Reserve	Unrealized Gain/(Loss)	Retained Earnings	Total Equity
Balance as on July 01, 2023	334,761,970	8,866,641	-	32,769,281	376,397,892
New Unit subscribed during the Period	599,530	-	-	-	599,530
Unit Surrendered during the Period	(89,982,720)	-	-	-	(89,982,720)
Unit premium during the Period	-	15,742	-	-	15,742
Unit discount during the Period	-	(3,689,292)	-	-	(3,689,292)
Dividend Paid	-	-	-	(31,802,387)	(31,802,387)
Net profit/(Loss) for the period	-	-	-	(5,618,414)	(5,618,414)
Balance as on December 31, 2023	245,378,780	5,193,091	-	(4,651,520)	245,920,351


Chairman
Trustee, ICB


Managing Director
Capitec Asset Management Ltd. (AMC)


Member
Trustee, ICB



Chief Operating Officer & CCO
Capitec Asset Management Ltd.(AMC)



Assistant Manager-Accounts
Capitec Asset Management Ltd.(AMC)

Place: Dhaka
Date: 23 January, 2025

Capitec Popular Life Unit Fund
Statement of Cash Flows (Un-Audited)
For the Period from July 01, 2024 to December 31, 2024

Particulars	Notes	Amount in Taka	
		July 01, 2024 to December 31, 2024	July 01, 2023 to December 31, 2023
Cash flow from operating activities			
Net changes in Investment -Listed/ non-listed/IPO Securities	28.00	(5,609,002)	74,458,487
Realized gain/(loss) on sale of marketable securities	16.00	(11,583,943)	4,750,075
Profit on Bank Deposits	29.00	3,143,628	4,265,038
Dividend income received in cash	30.00	1,661,533	4,359,944
Accounts Receivable From Broker		1,697,498	5,357,549
Advance deposits and pre-payments	31.00	119,981	(571,569)
(Increase)/Decrease Cash Paid to Operating Exp.	32.00	(3,031,207)	(4,554,654)
Net cash inflow/(outflow) by operating activities		(13,601,512)	88,064,870
Cash flow from investment activities			
Net changes in Investment in Money Market Instruments (MTDR)		25,000,000	35,000,000
Net changes in Investment in Govt. Treasury Bill		(18,888,780)	-
Net cash inflow/(outflow) from investment activities		6,111,220	35,000,000
Cash flow from financing activities			
Issuance of New Units		125,930	599,530
Unit Surrender		(5,006,670)	(89,982,720)
Unit Premium Reserve		846,869	(3,673,550)
Dividend Paid		-	(31,802,387)
Net cash inflow/(outflow) from financing activities		(4,033,871)	(124,859,127)
Increase/(Decrease) in cash		(11,524,163)	(1,794,257)
Cash & cash equivalent at beginning of the period		25,140,093	9,112,327
Cash & cash equivalent at end of the period		13,615,930	7,318,070
Net Operating Cash Flow Per Unit (NOCFPU)	33.00	(0.56)	3.59


Chairman
Trustee, ICB


Managing Director
Capitec Asset Management Ltd. (AMC)


Member
Trustee, ICB


Chief Operating Officer & CCO
Capitec Asset Management Ltd.(AMC)


Assistant Manager-Accounts
Capitec Asset Management Ltd.(AMC)

Place: Dhaka
Date: 23 January, 2025

Capitec Popular Life Unit Fund
Notes to the financial statement
As at December 31, 2024

Notes	Particular	Amount in Taka	
		December 31, 2024	June 30, 2024
1.00 Marketable Investment-at market price : Tk 152,342,969			
	This is made up as follows:		
	<u>Particulars</u>		
	Investments in Listed Securities	119,399,109	107,416,017
	Investment in Non-Listed securities	32,943,860	31,518,860
		152,342,969	138,934,877
	Annexure-A may kindly be seen for details of Marketable Investment		
2.00 IPO investment:(IPO Allotments) price: Tk 0			
	This is made up as follows:		
	<u>Particulars</u>		
	IPO investment	-	-
		-	-
	Annexure-A may kindly be seen for details of Investment in IPO		
3.00 Investment in Govt. Treasury Bill :Tk.19,969,472			
	This is made up as follows:		
	<u>Particulars</u>		
	Investment in Govt. Treasury Bill	18,888,780	-
	Add: Investment in Govt. Treasury Bill Profit Receivables	1,080,692	-
	Closing Balance:	19,969,472	-
	Annexure-Q		
4.00 Preliminary and issue expenses : Tk 1,769,599			
	This is made up as follows:		
	<u>Particulars</u>		
	Opening Preliminary and issue expenses	2,205,484	3,072,516
	Less: Amortization during the period	(435,885)	(867,032)
	Closing Balance:	1,769,599	2,205,484
5.00 Advance deposits and pre-payments : Tk 150,678			
	This is made up as follows:		
	<u>Particulars</u>		
	IPO Application	-	-
	Advance Income TAX	47,500	47,500
	Advance BSEC Annual Fees	103,178	208,649
	Advance Trustee Fees	-	14,510
	Total:	150,678	270,659
6.00 Accounts receivable : Tk 2,157,491			
	This is made up as follows:		
	<u>Particulars</u>		
	MTDR Profit Receivables	845,644	1,089,753
	SND Profit Receivables	-	-
	Receivable from Broker	-	1,697,498
	Treasury Bond Profit Receivables	232,594	53,592
	Dividend Receivables	1,079,253	388,230
	Total:	2,157,491	3,229,074
	Annexure-O		
	Annexure-P		
	Annexure-F		

Notes	Particular	Amount in Taka	
		December 31, 2024	June 30, 2024

7.00 Investment in Money Market Instruments : Tk. 22,000,000

This is made up as follows:

Particulars

Investment in Money Market Instruments (MTDR)	22,000,000	47,000,000
	22,000,000	47,000,000

Annexure-A may kindly be seen for details of Investment in Money Market Instruments (MTDR)

8.00 Cash and cash equivalents : Tk 13,615,930

This is made up as follows:

Particulars

Name of the Bank	Branch	Account Number	Amount in (Tk.)	
Southeast Bank PLC.	Mouchak	004513100000027	4,594,741	8,733,828
		004513100000035	1,428,875	1,896,837
		004513100000036	7,579,571	14,496,570
		004511200000002	12,743	12,858
Total:			13,615,930	25,140,093

9.00 Unit capital Fund : Tk 240,976,890

This is made up as follows:

Particulars

Opening balance as at 01 July 2024	245,857,630	334,761,970
Add: New subscription of 12,593 units of Tk. 10 each	125,930	1,078,380
Less: Surrendered of 500,667 units of Tk. 10 each	(5,006,670)	(89,982,720)
Closing balance as at 31 December 2024	240,976,890	245,857,630

Details of Unit Holding Position as on Reporting Date (%)

Particulars	Number of	% of Units
Sponsor	5,000,000	20.75%
Institution	18,750,000	77.81%
Individual	347,689	1.44%
Total	24,097,689	100.00%

10.00 Unit premium reserve : Tk 5,996,113

This is made up as follows:

Particulars

Opening balance as at 01 July 2024	5,149,244	8,866,641
Add: Unit premium during the period	860,794	16,095
Less: Unit discount during the period	(13,925)	(3,733,491)
Closing balance as at 31 December 2024	5,996,113	5,149,244

11.00 Retained earnings : Tk -37,459,668

This is made up as follows:

Particulars

Opening balance	(36,835,191)	32,769,281
Add: Addition during the period	(624,477)	(37,802,085)
Less: Dividend Paid	-	(31,802,387)
Closing balance as at 31 December 2024	(37,459,668)	(36,835,191)

Notes	Particular	Amount in Taka	
		December 31, 2024	June 30, 2024
12.00	Unclaimed Payable: Tk 0		
	This is made up as follows:		
	Particulars		
	Unclaimed Dividend	-	-
		-	-
13.00	Other Liabilities : Tk 2,492,804		
	This is made up as follows:		
	Particulars		
	Management Fees	2,318,029	2,390,741
	Trustee Fees	3,745	-
	Custodian Fees	158,618	164,023
	Audit Fees	-	40,000
	Advertisement and publication	12,000	13,500
	Payable to SIP Investor	32	40
	Others Payable (TDS)	380	200
	Closing balance as at 31 December 2024	2,492,804	2,608,504
14.00	Net Asset Value (NAV) per unit at cost price : Tk 10.49		
	This is made up as follows:		
	Particulars		
	Total Assets at Market Price	212,006,139	216,780,187
	Add/(Less): Investment diminution reserve-unrealized gain/(loss)	43,309,300	51,108,391
	Less: Total Liabilities	(2,492,804)	(2,608,504)
	Total net asset value (NAV) at cost price	252,822,635	265,280,074
	Outstanding number of units	24,097,689	24,585,763
	Net Asset Value (NAV) per unit at cost price	10.49	10.79
15.00	Net Asset Value (NAV) per unit at market price : Tk 8.69		
	This is made up as follows:		
	Particulars		
	Total net asset value at Cost Price	252,822,635	265,280,074
	Add/(Less): Investment diminution reserve-unrealized gain/(loss)	(43,309,300)	(51,108,391)
	Net Asset Value (NAV) at market Price	209,513,335	214,171,683
	Outstanding number of units	24,097,689	24,585,763
	Net Asset Value (NAV) per unit at market price	8.69	8.71

Capitec Popular Life Unit Fund
Notes to the Profit or Loss and Other Comprehensive Income
For the Period from July 01, 2024 to December 31, 2024

Notes	Particular	Amount in Taka	
		July 01, 2024 to December 31, 2024	July 01, 2023 to December 31, 2023
16.00	Realized gain/(loss) on sale of marketable securities : Tk -11,583,943		
	This is made up as follows:		
	<u>Particulars</u>		
	Realized gain/(loss) on sale of marketable securities	(11,583,943)	4,750,075
	Total:	(11,583,943)	4,750,075
	Annexure-E may kindly be seen for details of realized gain/(loss) on sale of marketable securities.		
17.00	Dividend income : Tk 2,352,556		
	This is made up as follows:		
	<u>Particulars</u>		
	Dividend income	2,352,556	4,290,199
	Total:	2,352,556	4,290,199
	Annexure-F may kindly be seen for details of dividend income.		
18.00	Profit on deposits : Tk 4,159,212		
	This is made up as follows:		
	<u>Particulars</u>		
	Profit on Bank Accounts	Annexure-K 466,754	467,155
	Profit on FDR/MTDR	Annexure-L 2,264,134	2,820,319
	Profit on Treasury Bond	Annexure-M 347,632	205,343
	Profit on Treasury Bill	Annexure-N 1,080,692	-
	Total:	4,159,212	3,492,817
19.00	Management fees : Tk 2,318,029		
	This is made up as follows:		
	<u>Particulars</u>		
	Management fees	2,318,029	2,765,692
	Total:	2,318,029	2,765,692
	Annexure-G may kindly be seen for details of Management fees.		
20.00	Trustee fees : Tk 164,374		
	This is made up as follows:		
	<u>Particulars</u>		
	Trustee fees	164,374	201,344
	Total:	164,374	201,344
	Annexure-H may kindly be seen for details of Trustee fees		
21.00	Custodian fees : Tk 149,034		
	This is made up as follows:		
	<u>Particulars</u>		
	Custodian fees	149,034	174,882
	Total:	149,034	174,882
	Annexure-I may kindly be seen for details of dividend income.		
22.00	Amortization of preliminary and issue expenses : Tk 435,885		
	This is made up as follows:		
	<u>Particulars</u>		
	Preliminary and issue expenses during the period	435,885	435,885
	Total:	435,885	435,885
23.00	BSEC Annual fees : Tk 105,471		
	This is made up as follows:		
	<u>Particulars</u>		
	BSEC Annual fees	105,471	189,386
	Total:	105,471	189,386

Notes	Particular	Amount in Taka	
		July 01, 2024 to December 31, 2024	July 01, 2023 to December 31, 2023
24.00 Other operating expenses : Tk 0			
	This is made up as follows:		
	Particulars		
	Bidding/Subscription Fees	-	3,000
	Total:	-	3,000
25.00 Write Back of Provision/ (Provision) against marketable Investment : TK 7,799,091			
	This is made up as follows:		
	Particulars		
	Opening Balance	(51,108,391)	(1,765,719)
	Unrealized gain/(loss)	(43,309,300)	(15,811,355)
	Write Back of Provision/ (Provision) against marketable Investment	7,799,091	(14,045,636)
	Annexure-A may kindly be seen for details of Marketable Investment		
26.00 Earnings per unit: Tk -0.03			
	This is made up as follows:		
	Particulars		
	Net profit for the Period	(624,477)	(5,618,414)
	Outstanding number of units	24,097,689	24,537,878
	Earnings Per Unit	(0.03)	(0.23)
27.00 Non-Performing Investment: Tk 0			
	This is made up as follows:		
	Particulars		
	Non-Performing Investment	-	-
	Annexure-F may kindly be seen for details of Non-Performing Investment.	-	-
28.00 Net changes in Investment -Listed/ non-listed/IPO Securities ,Tk.:-5,609,002			
	Net Investments in securities Current Period Cost	(195,652,269)	(192,720,261)
	Net Investments in securities Last Year Cost	190,043,267	267,178,748
	28.01	(5,609,002)	74,458,487
28.01 Net changes in Investment Breakup:			
	Sale of Secirities during the preiod (at Cost)	Annexure - E 33,954,103	119,552,771
	Less: Purchase of Securities during the preiod (Total Cost Value Value)	Annexure- C (39,563,104)	(45,094,283)
	Net changes in Investment	(5,609,002)	74,458,487
29.00 Profit on Bank Deposits, : Tk.3,143,628			
	Profit Income on Bank Deposits	4,159,212	3,492,817
	Add: Previous year Profit Receivable on MSND,MTDR & GT Bond & Bill	1,143,345	1,895,194
	Less: Current Period Profit Receivable on MSND, MTDR > Bond & Bill	(2,158,930)	(1,122,972)
		3,143,628	4,265,038
30.00 Dividend income received in cash, Tk. : 1,661,533			
	Dividend Income from Investment in Securities	2,352,556	4,290,199
	Add: Previous year Dividend Receivable	388,230	974,726
	Less: Current Period Dividend Receivable	(1,079,253)	(904,982)
		1,661,533	4,359,944
31.00 Advance, deposit and prepayments,Tk. 119,981			
	Advance deposits & pre-payments Lsat Year	270,659	423,184
	Less: Advance deposits & pre-payments Current Year	(150,678)	(994,753)
		119,981	(571,569)

Notes	Particular	Amount in Taka	
		July 01, 2024 to December 31, 2024	July 01, 2023 to December 31, 2023

32.00 Cash Paid to Operating Exp., Tk:-3,031,207

Operating Expenses	(3,351,393)	(4,105,870)
Less: Amotization	435,885	435,885
Opening Total Liabilities	2,492,804	2,965,964
Closing Total Liabilities	(2,608,504)	(3,850,633)
	<u>(3,031,207)</u>	<u>(4,554,654)</u>

33.00 Net Operating Cash Flow per unit: Tk -0.56

Net Cash inflow/ (out flow) from operating activities	(13,601,512)	88,064,870
Outstanding number of units	24,097,689	24,537,878
Net Operating Cash Flow Per Unit (NOCFPU)	<u>(0.56)</u>	<u>3.59</u>

34.00 Events after the reporting Period

The Board of Trustees in its meeting held on 23 January, 2025 approved the 2nd Quarter Unaudited financial statements of the Fund for the Period ended 31 December 2024 and authorized the same for issue.




Chairman
Trustee, ICB



Managing Director
Capitec Asset Management Ltd. (AMC)



Member
Trustee, ICB



Chief Operating Officer & CCO
Capitec Asset Management Ltd.(AMC)



Assistant Manager-Accounts
Capitec Asset Management Ltd.(AMC)

II. Investment in Capital Market Securities (Non-Listed)										
SL	Investment in Stocks/Securities(Sectorwise)		No. of Shares/Unit	Average Cost Price	Cost Value	Market Price	Market Value	Appreciation (or Diminution) in the Market Value/ Fair Value of Investments	% Change(In term of Cost)	% of Total Investment
A. Open- End Mutual Fund										
1	Open-End Mutual Fund	Peninsula Balanced Fund	2,500,000	10.00	25,000,000	10.39	25,975,000	975,000	3.90%	9.99%
2		HFAML Unit Fund	944,290	10.59	10,000,031	7.38	6,968,860	(3,031,171)	-30.31%	4.00%
Total of Capital Market Securities (Non-Listed)					35,000,031		32,943,860	(2,056,171)	-5.87%	13.99%
Total Investment in Capital Market Securities(Listed+Non-Listed)					195,652,269		152,342,969	(43,309,300)	-22.14%	78.21%

III. Cash & Cash Equivalent and Investment in Securities not related to Capital Market

A. Investment in Money Market Instruments (Govt. Treasury bill) :						
SL & Date	Govt. Treasury bill ISIN	Types (G Sec./Others)	Rate of Profit	Investment Value	Maturity Value	% of Total Investment
01& 08/07/2024	BD 0918205255 (182 Days)	Government Securities	11.80%	18,888,780	20,000,000	7.55%
Sub-Total				18,888,780	20,000,000	7.55%

B. Term Deposit :					
SL & Date	Bank/Non-Bank Name	Rate of Profit	Investment Value	Maturity Value	% of Total Investment
1 & 29/08/2024	Islamic Finance and Investment Limited	11.50%	22,000,000	23,265,000	8.79%
Sub-Total			22,000,000	23,265,000	8.79%

C. Cash at Bank :				
A/C NO	Bank Name	Rate of Profit	Available Balance	Remarks
0045131000000027	Southeast Bank PLC. SND	7.00%	4,594,741	N/A
0045131000000035	Southeast Bank PLC. SND	7.00%	1,428,875	
0045131000000036	Southeast Bank PLC. SND	7.00%	7,579,571	
0045112000000002	Southeast Bank PLC. Current A/C	-	12,743	
Sub-Total			13,615,930	
Total Cash & Cash Equivalent and Investment in Securities (Not related to Capital Market):			54,504,710	
Total Investment=(I+II+III)			250,156,979	

Capitec Popular Life Unit Fund

Valuation of Closed-end Mutual Fund

As at December 31, 2024

Annexure -B

As per BSEC Circular No.SEC/CMRRCD/2009-193/172, dated 30 June 2015 Mutual Fund need not to maintain any provision when the average cost price(CP) of a mutual fund is lower than or equal to 85% of the net asset value at current market price.

Sl No	Trading Code	Reason	No. of Unit	Cost Price	Cost Value	Market Price	Total Market Value	Unrealized loss	Current NAV as on 26-12-2024	85% of NAV	Unrealized loss (based on 85% of NAV)	Status
01	VAMLBDMF1	Cost price lower than 85% of NAV	2,613,000	9.48	24,759,959	5.30	13,848,900	(10,911,058.80)	8.95	7.61	(4,881,561.30)	Provision Applicable

Disclosure:

VAMLBDMF1: On the close of operation on 26-Dec-2024, the Fund has reported Net Asset Value (NAV) of Tk. 8.95 per unit on the basis of current market price and Tk. 9.81 per unit on the basis of cost price against face value of Tk. 10.00 whereas total Net Assets of the Fund stood at Tk. 933,596,619.90 on the basis of current market price and Tk. 1,023,854,236.01 on the basis of cost price after considering all assets and liabilities of the Fund.

DIRECTIVE:

A. For Closed-end Mutual Funds

1. Mutual Funds need not to maintain any provision when the average cost price(CP) of a mutual fund is lower than or equal to the fair value (FV) i.e. $CP < FV$; or lower than or equal to 85% of the net asset value at current market price(NAV_{cmp}) i.e. $CP < NAV_{cmp} * 85\%$; which one is applicable.

Capitec Popular Life Unit Fund

For the period from 01 July 2024 to 31 December 2024

Investment in Securities

							Annexure- C
S.L	Company Name (Trading Code)	Number of Shares	Avarage Cost Value Per Share	Total Cost Value Amount	Market Price	Market Value	Appreciation (or Diminution) in the Market Value/ Fair Value of Investments
1	ACMELAB	40,000	90.44	3,617,488	75.10	3,004,000	(613,488)
2	BRACBANK	37,500	46.89	1,758,510	49.00	1,837,500	78,990
3	BD0929241059	250,000	100.07	25,018,250	100.55	25,137,250	119,000
4	BSRMSTEEL	27,150	66.03	1,792,814	50.80	1,379,220	(413,594)
5	BXPHERMA	35,000	85.19	2,981,590	81.60	2,856,000	(125,590)
6	GP	6,300	339.78	2,140,603	323.10	2,035,530	(105,073)
7	IBNSINA	7,500	300.51	2,253,849	286.80	2,151,000	(102,849)
Total				39,563,104		38,400,500	(1,162,604)

Capitec Popular Life Unit Fund

Valuation of Open-End Mutual Fund

As at December 31, 2024

Annexure - D

As per BSEC Circular No. SEC/CMRRCD/2009-193/172 dated 30 June 2015, Mutual Funds need not to maintain any provision when the average cost price (CP) of a mutual fund is lower than or equal to the latest repurchase price (RP)/ surrender value (SV) of the open end funds and will maintain provision when the average cost price (CP) of a mutual fund is greater than the latest repurchase price (RP)/ surrender value (SV) of the open end funds.

Serial	Fund Name	No. of Unit	Average Cost Price per unit	Latest Surrender Value per unit as on December 26, 2024	Required Provision per unit	Required Provision	Status
1	PENINSULA BALANCED FUND	2,500,000	10.00	10.39	No Provision Required	-	No Provision Applicable
2	HFAML Unit Fund	944,290	10.59	7.38	3.21	3,031,171	Provision Applicable

A. DIRECTIVE:

BSEC Circular No. SEC/CMRRCD/2009-193/172 dated 30 June 2015,

B. For Open-End Mutual Funds

1. Mutual Funds need not to maintain any provision when the average cost price (CP) of a mutual fund is lower than or equal to the latest repurchase price (RP)/ surrender value (SV) of the open end funds.
2. Mutual Funds will maintain provision when the average cost price (CP) of a mutual fund is greater than the latest repurchase price (RP)/ surrender value (SV) of the open end funds.

i.e Required Provision = Average Cost Price - Latest Surrender Value (i.e Not over 5% discount of NAVcmp)

Capitec Popular Life Unit Fund
Schedule of realized gain/(loss) on sale of marketable securities
For the Period from July 01, 2024 to December 31, 2024

Annexure - E

SL	Trading Code	No. of Share	Avarage Sell Price per Share	Sell Value	Avarage Cost Price per Share	Cost Value	Profit/(Loss)
1	ACHIASF	227,260	31.46	7,149,933	44.94	10,213,148	(3,063,215)
2	ASIATICLAB	25,000	37.98	949,505	70.14	1,753,500	(803,995)
3	BRACBANK	37,500	51.67	1,937,438	46.89	1,758,510	178,928
4	CRAFTSMAN	2,577	35.23	90,793	10.00	25,770	65,023
5	DOREENPWR	81,711	25.04	2,046,081	64.52	5,271,676	(3,225,595)
6	GENEXIL	1,040	47.42	49,318	80.91	84,151	(34,833)
7	IBNSINA	7,500	340.32	2,552,385	300.51	2,253,849	298,536
8	NAVANAPHAR	45,000	67.86	3,053,880	98.28	4,422,747	(1,368,867)
9	NPOLYMER	124,001	31.71	3,931,964	56.05	6,949,870	(3,017,906)
10	UPGDCL	4,350	139.97	608,863	280.66	1,220,882	(612,019)
Total				22,370,159		33,954,103	(11,583,943)

Capitec Popular Life Unit Fund

Dividend Income

For the Period from July 01, 2024 to December 31, 2024

Annexure-F

SL No.	Trading Code	No of Shares	Record Date	Face Value	Dividend %	Dividend Amount	Tax 15% /5%	Net Cash Dividend
01	APSCLBOND	200	July 4, 2024	3750.00	5.25%	39,375	-	39,375
02	DBLPBOND	2,784	July 21, 2024	5000.00	5.00%	696,000	-	696,000
03	GP	1,286	August 13, 2024	10.00	160.00%	20,576	-	20,576
04	BERGERPBL	100	August 18, 2024	10.00	500.00%	5,000	-	5,000
05	MARICO	300	August 29, 2024	10.00	1000.00%	30,000	-	30,000
06	NPOLYMAR	124,001	October 22, 2024	10.00	10.50%	130,201	-	130,201
07	CVOPRL	73,700	October 31, 2024	10.00	10.00%	73,700	-	73,700
08	BSCPLC	65,100	November 4, 2024	10.00	40.00%	260,400	-	260,400
09	LHB	1,000	November 11, 2024	10.00	19.00%		-	1,900
10	BSRMSTEEL	27,150	November 14, 2024	10.00	32.00%	86,880	-	86,880
11	NIALCO	120	November 17, 2024	10.00	6.00%	72	-	72
12	MARICO	300	November 18, 2024	10.00	450.00%	13,500	-	13,500
13	UPGDCL	39,150	November 18, 2024	10.00	60.00%	234,900	-	234,900
14	BATBC	10,450	November 19, 2024	10.00	150.00%	156,750	-	156,750
15	ACMELAB	40,000	November 20, 2024	10.00	35.00%	140,000	-	140,000
16	SQURPHARMA	19,500	November 21, 2024	10.00	110.00%	214,500	-	214,500
17	MHSML	80,000	November 27, 2024	10.00	3.00%	24,000	-	24,000
18	ACHIASF	175,000	November 28, 2024	10.00	10.00%	175,000	-	175,000
19	BSCCL					49,802	-	49,802
Total						2,350,656	-	2,352,556

Dividend Receivables

As at December 31, 2024

Particular	Amount in Taka	
	July 01, 2024 to December 31, 2024	July 01, 2023 to December 31, 2023
ACHIASF	175,000	113,630
PIONEERINS	-	138,600
MARICO	-	6,000
RUPALIINS	-	130,000
NPOLYMAR	130,201	-
CVOPRL	73,700	-
BSRMSTEEL	86,880	-
NIALCO	72	-
UPGDCL	234,900	-
ACMELAB	140,000	-
SQURPHARMA	214,500	-
MHSML	24,000	-
Total:	1,079,253	388,230

Capitec Popular Life Unit Fund

Management fees

For the Period from July 01, 2024 to December 31, 2024

Annexure-G

Date	NAV	Fees
July 4, 2024	216,721,284.92	50,378.30
July 11, 2024	216,721,284.92	88,162.03
July 18, 2024	216,198,563.16	87,960.99
July 25, 2024	216,444,499.11	88,055.58
August 1, 2024	215,830,748.73	87,819.52
August 8, 2024	224,691,652.79	91,227.56
August 15, 2024	225,797,321.85	91,652.82
August 22, 2024	225,943,676.88	91,709.11
August 29, 2024	225,310,799.89	91,465.69
September 5, 2024	225,447,291.99	91,518.19
September 12, 2024	226,795,861.75	92,036.87
September 19, 2024	225,808,252.14	91,657.02
September 26, 2024	220,843,536.58	89,747.51
October 3, 2024	217,330,645.86	88,396.40
October 9, 2024	216,142,439.97	75,376.63
October 17, 2024	213,000,116.89	99,120.93
October 24, 2024	209,924,105.30	85,547.73
October 31, 2024	210,502,789.30	85,770.30
November 7, 2024	211,791,507.18	86,265.96
November 14, 2024	213,319,566.22	86,853.68
November 21, 2024	212,297,721.95	86,460.66
November 28, 2024	212,033,178.53	86,358.91
December 5, 2024	212,933,351.61	86,705.14
December 12, 2024	212,179,157.26	86,415.06
December 19, 2024	208,931,339.13	85,165.90
December 26, 2024	209,041,424.01	85,208.24
December 31, 2024	209,513,332.99	60,992.67
Total Management fees		2,318,029

Capitec Popular Life Unit Fund

Trustee fees

For the Period from July 01, 2024 to December 31, 2024

		Annexure -H
Date	NAV	Fees
July 4, 2024	216,721,284.92	3,572.33
July 11, 2024	216,721,284.92	6,251.58
July 18, 2024	216,198,563.16	6,236.50
July 25, 2024	216,444,499.11	6,243.59
August 1, 2024	215,830,748.73	6,225.89
August 8, 2024	224,691,652.79	6,481.49
August 15, 2024	225,797,321.85	6,513.38
August 22, 2024	225,943,676.88	6,517.61
August 29, 2024	225,310,799.89	6,499.35
September 5, 2024	225,447,291.99	6,503.29
September 12, 2024	226,795,861.75	6,542.19
September 19, 2024	225,808,252.14	6,513.70
September 26, 2024	220,843,536.58	6,370.49
October 3, 2024	217,330,645.86	6,269.15
October 9, 2024	216,142,439.97	5,344.18
October 17, 2024	213,000,116.89	7,021.98
October 24, 2024	209,924,105.30	6,055.50
October 31, 2024	210,502,789.30	6,072.20
November 7, 2024	211,791,507.18	6,109.37
November 14, 2024	213,319,566.22	6,153.45
November 21, 2024	212,297,721.95	6,123.97
November 28, 2024	212,033,178.53	6,116.34
December 5, 2024	212,933,351.61	6,142.31
December 12, 2024	212,179,157.26	6,120.55
December 19, 2024	208,931,339.13	6,026.87
December 26, 2024	209,041,424.01	6,030.04
December 31, 2024	209,513,332.99	4,316.90
Trustee Fees		164,374

Capitec Popular Life Unit Fund

Custodian fees

For the Period from July 01, 2024 to December 31, 2024

Annexure -I

Date	Portfolio	FDR/MTDR	G.T Bill	Custodian Fee
July 31, 2024	137,153,317	47,000,000	18,888,780	25,380
August 31, 2024	148,866,205	47,000,000	18,888,780	26,844
September 30, 2024	143,603,648	47,000,000	18,888,780	26,187
October 31, 2024	133,960,359	47,000,000	18,888,780	24,981
November 30, 2024	131,009,999	22,000,000	18,888,780	21,487
December 31, 2024	152,348,417	22,000,000	18,888,780	24,155
Custodian fees				149,034

Capitec Popular Life Unit Fund

Information on Non-Performing Investment

Annexure-J							
Fund Name	Name of the Investee Company/Issuer	Amount of Investment as on 31.12.2024 (Script wise)	Date of Investment	Category of Investment (Private Equity, \fixed Income Securities and others)	Period of Investment without return	Receivables (Principal and Return)	Amount of Provisions made till date
Capitec Popular Life Unit Fund	N/A	N/A	N/A	N/A	N/A	N/A	N/A

Capitec Popular Life Unit Fund

Profit on SND

For the Period from July 01, 2024 to December 31, 2024

Annexure-K

SL No.	Bank/ Institution Name	Branch	Account Number	Type	Current Rate	Amount	Remarks
01	Southeast Bank PLC. (Islamic Wing)	Mouchak	004513100000027	MSND	7.00%	235,242	
02	Southeast Bank PLC. (Islamic Wing)	Mouchak	004513100000035	MSND	7.00%	71,607	
03	Southeast Bank PLC. (Islamic Wing)	Mouchak	004513100000036	MSND	7.00%	159,905	
Total						466,754	

Profit on MTDR

For the Period from July 01, 2024 to December 31, 2024

Annexure-L

SL No.	Bank/ Institution Name	Branch	Account Number	Face Value	Current Rate	Amount	Remarks
01	Islamic Finance and Investment Limited	Head office	IFIL-0009782/1112970000485	22,000,000	11.50%	1,240,675	
02	Mercantile Bank PLC.(Islamic Wing)	Motijheel	MBL-0009137/3410000153824	25,000,000	Encashment	1,023,459	
Total				47,000,000		2,264,134	

Profit on Treasury Bond

Annexure-M

SL No.	Bank/ Institution Name	Face Value	Cupon Rate	Type	Amount	Remarks
01	BD0925411029	4,200,000	8.03%	G-SEC (T.Bond)	169,074	
02	BD0929241059	20,000,000	12.38%	G-SEC (T.Bond)	178,558	
Total					347,632	

Profit on Treasury Bill

Annexure-N

SL No.	Name of Instrument	Issuer	ISIN	Face Value	Current Rate	Coupon on G-T-Bill	Remarks
01	182 Days (GT Bill)	Bangladesh Bank	BD 0918205255	20,000,000	11.80%	1,080,692	
Total						1,080,692	

MTDR Profit Receivables

As at December 31, 2024

Annexure-O

SL No.	Bank/ Institution Name	Branch	Account Number	Face Value	Current Rate	Amount	Days
01	Islamic Finance and Investment Limited	Head office	IFIL-0009782/1112970000485	22,000,000	11.50%	845,644	122 Days
Total						845,644	

Treasury Bond Profit Receivables

Annexure-P

SL No.	Name of Instrument	Issuer	ISIN	Face Value	Cupon Rate	Coupon on G-T- Bond	Rceeiab Days
01	2 Year Govt. Treasury Bond	Bangladesh Bank	BD0925411029	4,200,000	8.03%	54,036	58
02	5 Year Govt. Treasury Bond	Bangladesh Bank	BD0929241059	20,000,000	12.38%	178,558	21
Total						232,594	

Govt. Treasury Bill Profit Receivables

Annexure-Q

SL No.	Name of Instrument	Issuer	ISIN	Face Value	Current Rate	Coupon on G-T-Bill	Rceeiab Days
01	182 Days (GT Bill)	Bangladesh Bank	BD 0918205255	20,000,000	11.80%	1,080,692	177 Days
Total				20,000,000		1,080,692	