

# CAPITEC POPULAR LIFE UNIT FUND

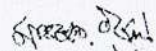
Statement of Financial Position (Unaudited)


As at March 31, 2020


Particulars	Notes	Amount in Taka March 31, 2020	Amount in Taka March 31, 2019
<b>Assets</b>			
Marketable investment -at market price	1.00	125,241,737	-
IPO Investment	2.00	-	-
Preliminary and issue expenses	3.00	5,882,079	-
Advance deposits & pre-payments	4.00	5,000,000	-
Accounts receivable	5.00	3,557,626	-
Cash & cash equivalents	6.00	94,031,776	-
<b>Total Assets</b>		<b>233,713,217</b>	-
<b>Current liabilities</b>		<b>1,155,261</b>	-
Accrued expenses	7.00	1,146,601	-
Accounts Payable	8.00	8,660	-
<b>Net Assets</b>		<b>232,557,956</b>	-
<b>Capital Fund</b>			
Unit capital	9.00	250,000,000	-
Unrealized Gain(Loss)		(20,063,916)	-
Retained earnings	10.00	2,621,872	-
<b>Total Capital Fund</b>		<b>232,557,956</b>	-
<b>Net Asset Value (NAV)</b>			
At cost price	11.00	10.19	-
At market price	12.00	9.30	-

These Financial Statements should be read in conjunction with notes.


Date: April 15, 2020

  
Managing Director(AMC)

  
Chairman, Trustee

  
Head of Operations  
& CCO (AMC)

  
Member, Trustee

  
Deputy Manager-  
Fund Accounts(AMC)

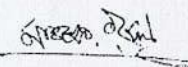
# CAPITEC POPULAR LIFE UNIT FUND


Statement of Profit or Loss and Other Comprehensive Income(Unaudited)  
For the Period from 26th May, 2019 to 31 March, 2020


Particulars	Notes	Amount in Taka	Amount in Taka
		May 26, 2019 to March 31, 2020	January 01, 2020 to March 31, 2020
<b>Income</b>			
Realized gain/(loss) on sale of marketable securities	13.00	4,166,737	4,166,737
Dividend income	14.00	640,933	640,933
Profit on deposits	15.00	2,054,132	2,054,132
<b>Total Income</b>		<b>6,861,801</b>	<b>6,861,801</b>
<b>Expenses</b>			
Management Fee		1,004,888	1,004,888
Trustee Fee		70,923	70,923
Custodian Fee		57,290	57,290
CDBL Charges		38,847	38,847
Brokerage Commission		621,020	621,020
Amortization of Preliminary and Issue Expenses	16.00	170,564	170,564
BSEC Annual Fee		-	-
Printing and Publication		15,000	15,000
Bank Charges and Excise Duty		2,073	2,073
Other Operating Expenses	17.00	30,000	30,000
<b>Total Expenses</b>		<b>2,010,605</b>	<b>2,010,605</b>
<b>Profit before provision</b>		<b>4,851,196</b>	<b>4,851,196</b>
Provision- 10% Against Marketable Investment	18.00	(2,229,324)	
<b>Net Profit for the year</b>		<b>2,621,872</b>	<b>4,851,196</b>
Add: Other Comprehensive Income		-	-
<b>Total Comprehensive Income Or Loss</b>		<b>2,621,872</b>	<b>4,851,196</b>
<b>Earnings Per Unit</b>	19.00	<b>0.10</b>	<b>0.19</b>


These Financial Statements should be read in conjunction with notes.


Date: April 15, 2020

  
Managing Director(AMC)

  
Chairman, Trustee

  
Head of Operations  
& CCO (AMC)

  
Member, Trustee

  
Deputy Manager-  
Fund Accounts(AMC)

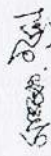



# **CAPITEC POPULAR LIFE UNIT FUND**


Statement of Changes in Equity(Unaudited)  
For the Period from 26th May, 2019 to 31 March, 2020

Particulars	Unit Capital	Unit Premium Reserve	Unrealized Gain(Loss)	Retained earnings	Total equity
Balance as on May 26, 2019	-	-	-	-	-
Unit subscribed	250,000,000	-	-	-	250,000,000
Unit premium reserve	-	-	-	-	-
Unrealized Gain(Loss)	-	-	(20,063,916)	-	(20,063,916)
Dividend Paid	-	-	-	-	-
Net profit/(Loss) for the period	-	-	-	2,621,872	2,621,872
Balance as on March 31, 2020	250,000,000	-	(20,063,916)	2,621,872	232,557,956


Date: April 15, 2020

  
Managing Director(AMC)

  
Chairman, Trustee

  
Member, Trustee

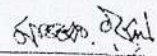
  
Deputy Manager  
Fund Accounts(AMC)


  
Head of Operation  
& COO (AMC)


**CAPITEC POPULAR LIFE UNIT FUND**  
Statement of Cash Flows (Unaudited)  
For the Period from 26th May, 2019 to 31 March, 2020


Particulars	Amount in Taka	Amount in Taka
	May 26, 2019 to March 31, 2020	July 01, 2018 to March 31, 2019
<b>Cash flow from operating activities</b>		
Investment in Securities	(240,689,092)	-
Investment in IPO	(5,000,000)	-
Proceeds from Sale of Marketable Securities	97,320,853	-
Bank interest Received in Cash	3,449,578	-
Payment for Preliminary Expenses	(10,330,140)	-
Payment for Expenses	(719,423)	-
<b>Net cash inflow/(outflow) by operating activities</b>	<b>(155,968,224)</b>	-
<b>Cash flow from investment activities</b>		
	-	-
<b>Cash flow from financing activities</b>		
Sponsor Contribution	50,000,000	-
Initial Subscription	200,000,000	-
Issuance of New Units	-	-
Unit Premium Reserve	-	-
Dividend Paid	-	-
<b>Net cash inflow/(outflow) from financing activities</b>	<b>250,000,000</b>	-
<b>Increase/(Decrease) in cash</b>	<b>94,031,776</b>	-
Cash & cash equivalent at beginning of the year		
<b>Cash &amp; cash equivalent at end of the Period</b>	<b>94,031,776</b>	-
<b>Net Operating Cash Flow Per Unit (NOCFPU)</b>	<b>(6.24)</b>	-


Date: April 15, 2020

  
Managing Director (AMC)

  
Chairman, Trustee

  
Member, Trustee

  
Head of Operations  
& CCO (AMC)

  
Deputy Manager-  
Fund Accounts(AMC)



**CAPITEC POPULAR LIFE UNIT FUND**  
Notes to the financial statement

**1.00 Marketable Investment-at market price: Tk. 125,241,737**

Investment in Securities

Amount in Taka
March 31, 2020

125,241,737
<b>125,241,737</b>

Annexure-A may kindly be seen for details of Marketable Investment

**2.00 Investment in IPO:(IPO Allotments) price: Tk. 0**

Investment in IPO

-
<b>-</b>

**3.00 Preliminary and issue expenses : Tk. 5,882,079**

This is made up as follows:

**Particulars**

Preliminary and issue expenses  
Less: Amortization up to January 19,2019  
Less: Amortization during this period  
**Closing Balance:**

Note: 3.01

10,338,740
(4,286,097)
(170,564)
<b>5,882,079</b>

**3.01 Preliminary and issue expenses**

This is made up as follows:

Formation Fee to AMC  
Management Fee for Pre-scheme Formation Period  
Legal and Compliance related Expenses  
Printing and Publication  
Road Show and Marketing Expenses  
Other Expenses

2,500,000
1,303,425
485,115
2,498,500
3,539,500
12,200
<b>10,338,740</b>

**4.00 Advance deposits & pre-payments : Tk. 5,000,000**

This is made up as follows:

**Particulars**

IPO Application  
**Total:**

5,000,000
<b>5,000,000</b>

**5.00 Accounts receivable : Tk. 3,557,626**

This is made up as follows:

**Particulars**

FDR Profit Receivables  
SND Profit Receivables  
Dividend Receivable  
**Total:**

1,313,342
1,603,351
640,933
<b>3,557,626</b>

**6.00 Cash & cash equivalents : Tk. 94,031,776**

This is made up as follows:

**Name of the Bank**

Southeast Bank Ltd  
Southeast Bank Ltd  
Southeast Bank Ltd  
Cash at Money Market Instruments  
**Total:**

**Branch**

Mouchak Branch  
Mouchak Branch  
Mouchak Branch

**Account Number**

13100000027	3,526,900
13100000035	-
13100000036	504,876
	90,000,000
	<b>94,031,776</b>

Amount in Taka
March 31, 2020

**7.00 Accrued Expenses : Tk. 1,146,601**

This is made up as follows:

**Particulars**

Management Fees  
Trustee Fees  
Custodian Fees  
Miscellaneous Expenses  
**Total:**

1,004,888
70,923
57,290
13,500
<b>1,146,601</b>

**8.00 Accounts Payable : Tk. 8,660**

This is made up as follows:

**Particulars**

TDS Payable  
**Total:**

8,660
<b>8,660</b>

**9.00 Unit capital : Tk. 250,000,000**

This is made up as follows:

**Particulars**

Sponsor contribution  
Initial Subscription  
Issuance of New Units  
**Closing Balance:**

50,000,000
200,000,000
-
<b>250,000,000</b>

**10.00 Retained earning : Tk. 2,621,872**

This is made up as follows:

**Particulars**

Opening balance  
Add: Addition during the year  
**Closing Balance:**

-
2,621,872
<b>2,621,872</b>

**11.00 Net Asset Value (NAV) per unit at cost price : Tk. 10.19**

This is made up as follows:

**Particulars**

Total Assets at Market Price  
Add: Investment diminution reserve-Unrealized gain/(Loss)  
Less: Current liabilities  
**Total net asset value (NAV) at cost**  
Number of units  
**Net Asset Value (NAV) per unit at cost**

233,713,217
22,293,240
(1,155,261)
<b>254,851,196</b>
25,000,000
<b>10.19</b>

**12.00 Net Asset Value (NAV) per unit at market price : Tk. 9.30**

This is made up as follows:

**Particulars**

Total net asset value at Cost Price  
Add: Unrealized gain/(Loss)  
**Net Asset Value (NAV) at market Price**  
Number of units  
**Net Asset Value (NAV) per unit at market price**

254,851,196
(22,293,240)
<b>232,557,956</b>
25,000,000
<b>9.30</b>



Amount in Taka
May 26, 2019 to March 31, 2020

**13.00 Realized gain/(loss) on sale of marketable securities : Tk. 4,166,737**

This is made up as follows:

**Particulars**

BSC  
SUMITPOWER  
GHAIL  
NPOLYMAR  
BXPPIARMA  
GRAMEENS2  
KPCL  
NLI1STMF  
SEBL1STMF  
SQRPHARMA  
ADVENT  
**Total:**

81,344
718,636
1,663,674
23,343
308,629
432,371
84,202
202,947
58,881
591,820
890
<b>4,166,737</b>

**14.00 Dividend income : Tk. 640,933**

This is made up as follows:

**Particulars**

GREENDELT  
SINGERBD  
**Total:**

9,533
631,400
<b>640,933</b>

**15.00 Profit on deposits : Tk. 2,054,132**

This is made up as follows:

**Particulars**

Profit on Bank Accounts  
Profit on FDR & Money Market Instruments  
**Total:**

740,789
1,313,342
<b>2,054,132</b>

**16.00 Amortization of Preliminary and Issue Expenses : Tk. 170,564**

This is made up as follows:

**Particulars**

Preliminary and Issue Expenses during the Period  
**Amortized of Preliminary and issue expenses (72 days)**

170,564
<b>170,564</b>

**17.00 Other operating expenses : Tk. 30,000**

This is made up as follows:

**Particulars**

Bidding/Subscription Fees  
**Total:**

30,000
<b>30,000</b>

**18.00 Unrealized Gain(Loss)Investment in Marketable Securities (Market Price)Tk.-20,063,916**

This is made up as follows:

**Particulars**

Opening Balance

Unrealized Gain(Loss)

10%Provision against Unrealized Gain(Loss)

**Total:**

	-
	(22,293,240)
	(2,229,324)
	<b>(20,063,916)</b>

**19.00 Earning Per Unit: Tk. 0.10**

This is made up as follows:

**Particulars**

Net profit for the period

Number of Units

**Earning Per Unit**

	2,621,872
	25,000,000
	<b>0.10</b>



**CAPITEC POPULAR LIFE UNIT FUND**  
Schedule of Investment in Securities  
As on March 31, 2020

**Investment in Marketable Securities (Market Price)**

Trading Code	Total No. of Shares	Cost Price	Valut at Cost	Market Price	Value at Market	% of Total Asset	Unrealized Gain(Loss)
NLI1STMF	1,132,675	11.22	12,706,120	9.60	10,873,680	4.96%	(1,832,440)
SEBL1STMF	1,900,000	10.49	19,926,507	9.30	17,670,000	7.78%	(2,256,507)
GREENDEL	6,672	53.32	355,734	47.30	315,586	0.14%	(40,148)
SINGERBD	82,000	175.64	14,402,883	147.00	12,054,000	5.63%	(2,348,883)
RENATA	2,216	1,122.15	2,486,686	1,026.20	2,274,059	0.97%	(212,626)
ADVENT	493,450	29.56	14,588,387	22.80	11,250,660	5.70%	(3,337,727)
GP	7,500	321.37	2,410,300	238.80	1,791,000	0.94%	(619,300)
DOREENPWR	335,000	71.69	24,016,567	57.10	19,128,500	9.38%	(4,888,067)
GHAIL	1,185,000	22.73	26,940,971	16.70	19,789,500	10.52%	(7,151,471)
IBBLPBOND	1,933	934.60	1,806,585	944.00	1,824,752	0.71%	18,168
APSCLBOND	79	4,990.35	394,238	5,000.00	395,000	0.15%	763
		<b>Total=</b>	<b>120,034,976</b>		<b>97,366,737</b>	<b>46.89%</b>	<b>(22,668,240)</b>

**Investment in Non-Listed Mutual Fund:**

DSE Code	Total No. of Shares	Cost Price	Valut at Cost	Market Price	Value at Market	% of Total Asset	Unrealized Gain(Loss)
Peninsula Balanced Fund	2,500,000	10.00	25,000,000	10.15	25,375,000	9.77%	375,000
Ekush First Unit Fund	250,000	10.00	2,500,000	10.00	2,500,000	0.98%	-
		<b>Total=</b>	<b>27,500,000</b>	-	<b>27,875,000</b>	<b>10.74%</b>	<b>375,000</b>
<b>Total Investment in Listed &amp; Non-Listed Securities</b>			<b>147,534,976</b>		<b>125,241,737</b>	<b>57.63%</b>	

**Investment in IPO: (IPO Allotments)**

DSE Code	Total No. of Shares	Cost Price	Valut at Cost	Market Price	Value at Market	% of Total Asset	Unrealized Gain(Loss)
N/A	-	-	-	-	-	-	-
		<b>Total=</b>	<b>-</b>		<b>-</b>	<b>0.00%</b>	<b>-</b>
<b>Grand Total=</b>			<b>147,534,976</b>		<b>125,241,737</b>	<b>57.63%</b>	<b>(22,293,240)</b>

Annexure - A